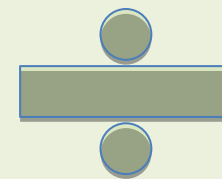


# Division Progression Poster



## Language to be used:

### Foundation

share, share equally, one each, two each..., group, groups of, lots of.

### Key Stage One

group in pairs, 3s ... 10s etc, equal groups of, divide, ÷, divided by, divided into, remainder

### Lower Key Stage Two

divide, divided by, divisible by, divided into, share between, groups of, factor, factor pair, multiple, times as (big, long, wide ...etc), equals, remainder, quotient, divisor and inverse

### Upper Key Stage Two

As above and common factors, prime number, prime factors, composite numbers, short division, square number, cube number, inverse, power of

## Foundation Stage

Children will understand equal groups and share items out in play and problem solving. They will count in 2s and 10s and later in 5s. Halve objects and numbers by sharing.



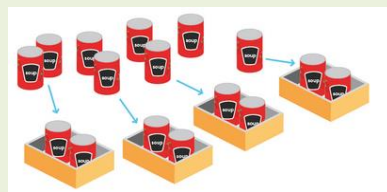
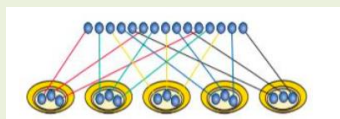
8 shared between 4 is 2.  
Each child will have two strawberries.



I have three groups of two socks.  
I have three pairs of socks.

## Year One

- Divide by sharing and by grouping objects
- Begin to find a quarter by halving and halving again

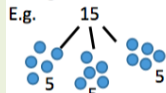


There are 4 boxes of 2 cans

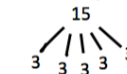
## Year Two

- Need to understand division as grouping, how many groups of and introduction to remainders.

Recognise that  $15 \div 3 = 5$ , for example, can be solved both by sharing and grouping.



Sharing: 15 sweets are shared equally between 3 children. How many sweets will each child receive?



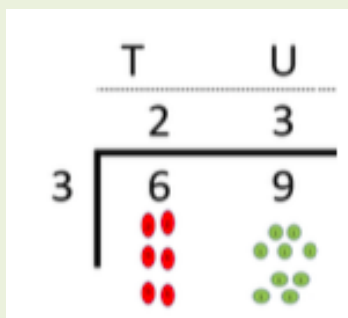
Grouping: 3 apples are placed in each bag. If I have 15 apples, how many full bags of apples will I have?

Introduce remainders. E.g.  $14 \div 3 = 4$  remainder 2



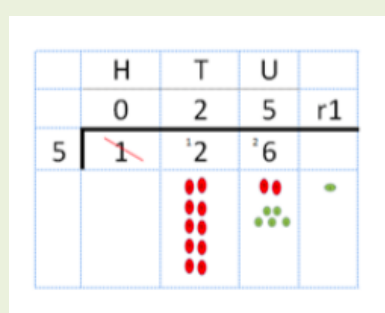
## Year Three

- Divide 2 digit by 1 digit progressing from mental to formal written methods



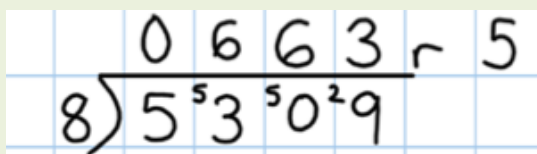
## Year Four

- Divide 2 digit by 1 digit and 3 digit by 1 digit using formal written methods



## Year Five

- Divide numbers up to 4 digits by one digit using the formal written method of short division and interpret remainders as appropriate to the context.



## Year Six

- Divide numbers up to four digits by 2 digit numbers using the formal method of long division and interpret remainders as decimals up to 2.d.p, fractions and whole numbers - don't forget the key! Then short division 4 digit divided by 2 digits.

