

Summer 2 - Reception
I wonder what it's like to be near the
deep blue sea.

School Value: Truth & Truthfulness



Sticky Knowledge about...

What can be found in the ocean?



What can harm life under the sea?



What might we see at the beach?



Why are lighthouses important?



What stories have people told about the sea? (Mythical)



How do we stay safe near the sea?



Key vocabulary

ocean - the largest areas of water in the world.

camouflage - when animals blend in with their surroundings so they are not seen by other living things.

rock pool - a pool of water in a trench or rock left behind when the tide goes out.

cliff - a steep rock face close to the edge of the sea.

habitat - a natural environment that plants and animals live in.

pollution - when the environment is contaminated, or dirtied, by waste, chemicals, and other harmful substances.

reflect - the return of light or sound waves.

circuit - a complete path around which electricity can flow.

myth - a traditional, ancient story that may not be true.

Communication and Language



What will I learn?

- To encourage children to talk about what they are good at.
- To talk about themselves in positive terms.
- To talk about what makes a good friend
- To talk about friends in positive terms.
- To ask questions.
- To use full sentences.
- To use past tense when using sentences



Literacy



What will I learn?

- To continue to develop accurate formation of letters
- To recap phase 2 and 3 sounds.
- To begin to learn phase 5 sounds.
- To use descriptive vocabulary (adjectives) to write our own sentences
- To develop independence when writing via daily challenges within school
- To write more than one sentence, using early punctuation that can be read by themselves.
- To use non-fiction texts to find out about a range of sea creatures
- To learn different sounds that letters make and learn how to form these. (phonics)
- To continue to learn HRS words
- To orally blend and segment words when reading and writing
- To be able to start to blend sounds together
- To be able to segment and blend CVC words
- To recount what happened in a range of stories
- To label a diagram
- To begin to explore a range of adjectives
- To use their imagination

Key Vocabulary



phonics



label



sentence



say



word



write



hear



blend



segment



non-fiction



facts



caption



adjective



diagram



imagination

Maths

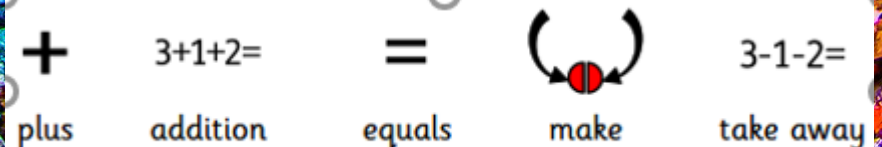
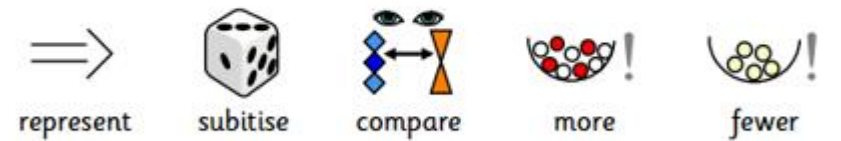


"Let your light shine"

What will I learn?

- To be able to count to ten using different mathematical resources
- To represent/build numbers beyond 10.
- To be able to match numeral and quantity to ten
- To be able to subitise to 5 (dice patterns and random patterns)
- To be able to start to show how numbers are made up eg. 1 and 3 is 4 and know there is more than one way of doing this
- To explore the concept of doubling
- To explore the concept of sharing and halving
- To explore odd and even numbers
- To count beyond 20 by rote
- To use 5 frames and 10 frames
- To know and recall number bonds to 5 including some subtraction facts eg 4 and 1 makes 5 or 5 take away 1 equals 4
- To write addition and subtraction equations.
- To solve simple addition and subtraction problems.
- To find one more and one less
- To compare manipulatives
- To explore and compare mass and capacity
- To make more complex patterns.
- To compare lengths.

Key Vocabulary



Understanding the World

What will I learn?

- To talk about the change in seasons
- To learn facts about sea creatures.
- To know where we go on holiday
- To know how we get to holiday destinations (transport)
- To identify hot and cold weather and what you may wear in each (sorting clothes.)
- To know the names of familiar places (Bridgwater, London) and faraway places and see where they are located on a map.
- To look at holiday stories, pictures, postcards.
- To look at maps and where we live, where our families live/were born/have been.
- To learn the name of some of the physical features of the seaside



beach



seaside



coast



cliff



harbour



port



holiday



transport



car



aeroplane



boat



ferry



ship



ocean



sea



sand



pebbles



waves



rockpool



map



lighthouse



rocks



past



pollution



coastguard



RNLI



save



help



sea-life



seaweed



crab



jellyfish



fish



octopus



turtle



shark



dolphin

Expressive Arts and Design



What will I learn?

- To use a range of media to represent objects
- To combine a range of media together
- To use a range of equipment
- To explore a range of materials.
- To choose a material for different purposes and discuss why.
- To use creative skills to express feelings and emotions.
- To look at an artists work and talk about the technique used for them to recreate
- To explore a range of techniques
- To explore wax resist patterns and washes of blue paint.
- To design and make own sandwich
- To explore simple mechanisms – pulleys

Key Vocabulary



paint



draw



collage



cut



stick



join



make



create



combine



represent



idea



problem



construct

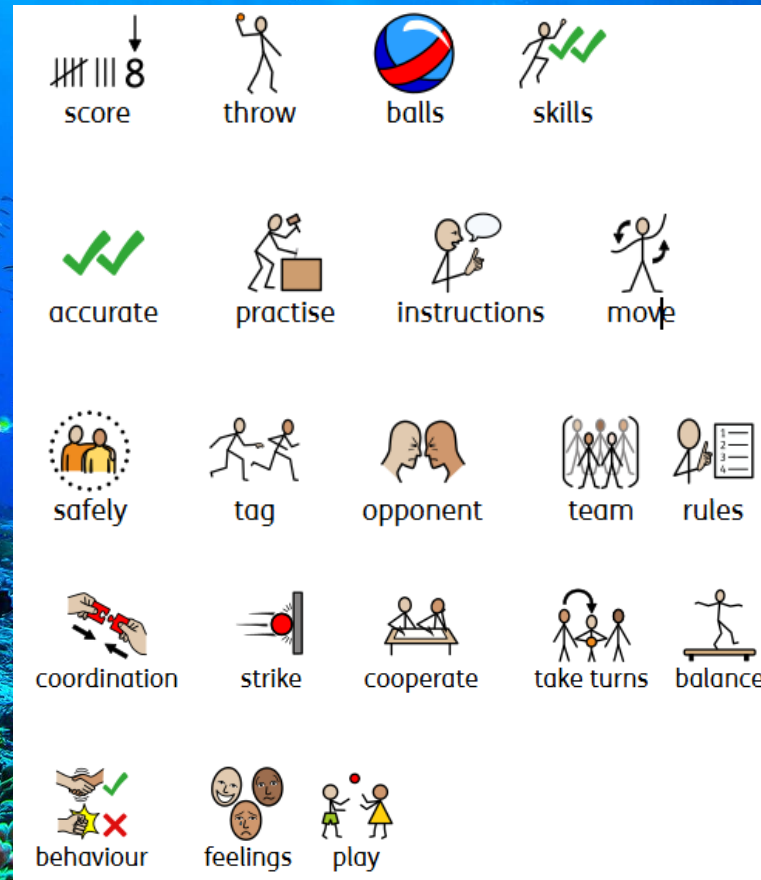
P.E.



What will I learn?

- To develop accuracy when throwing and practise keeping score
- To follow instructions and move safely when play tagging games.
- To learn to play against an opponent.
- To play by the rules and develop coordination.
- To explore striking a ball and keeping score.
- To work co-operatively as a team.
- To negotiate space safely
- To take turns
- To regulate my behaviour and understand my feelings when playing games
- To develop ball skills with developing competence and accuracy
- To develop my balance and coordination
- To develop fine and gross motor skills
- To develop scissor skills

Key Vocabulary



PSED

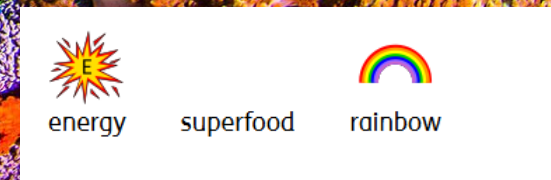
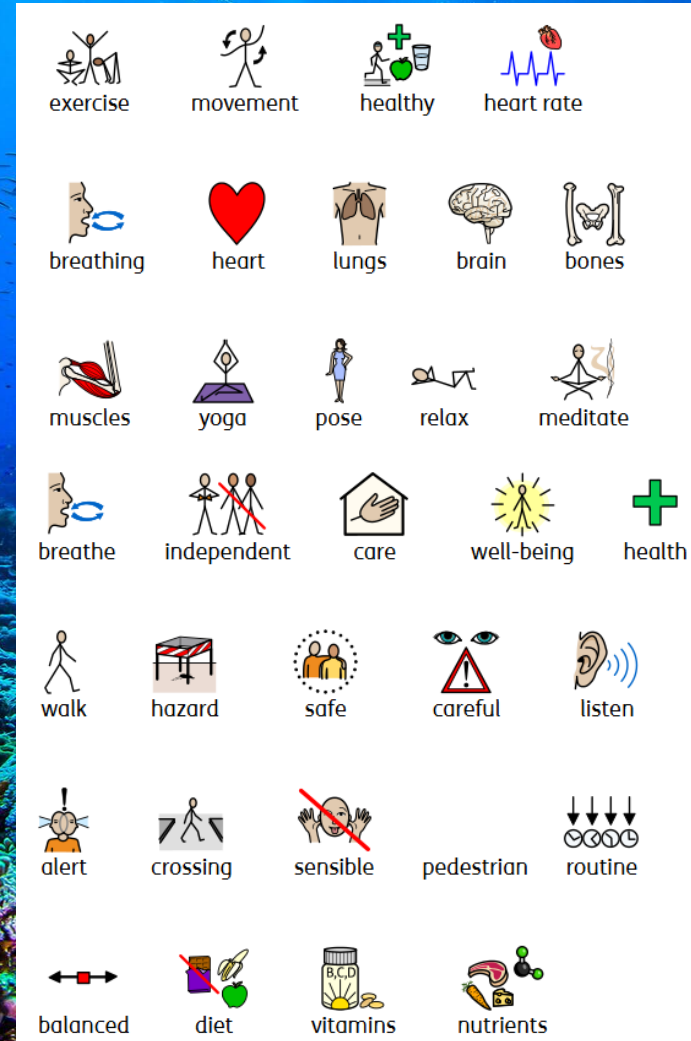
Managing self



Key Vocabulary

What will I learn?

- To learn about the importance of exercise.
- To explore how exercise affects different parts of the body.
- To learn how yoga can help our bodies to stretch, relax and stay healthy.
- To explore guided meditation and relaxation.
- To understand why it is important to be able to take care of ourselves by completing independent tasks related to health, well-being and hygiene.
- To know and discuss the factors that support their overall health and well-being.
- To understand what it means to be a safe pedestrian.
- To understand what it means to eat healthily.
- To understand the importance of healthy food choices.
- To explore what it means to have a balanced diet.








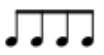















Music Transport



What will I learn?

- To explore creating sound effects.
- To explore making sounds at different speeds.
- To explore moving to different tempos.
- To interpret symbols to show a change in speed.
- To talk about music and what it makes them feel
- To identify their favourite music and why

Key Vocabulary

 car	 boat	 train	 fast	 slow	
 tempo	 music	 musical instrument	 band		
 sound	 speed	 cruise	 rowing	 water	 beat
 symbols	 slower	 stopping	 journey	 score	 faster

RE

Special Stories



What will I learn?

- To know why some stories are special?
- To identify a story that is special to them and why
- To know what stories are special to Christians
- To know some stories from the Bible
- To talk about stories from the Bible.
- To talk about what the stories tell you about God
- To know that the Bible contains many stories
- To know that the Bible is split into two parts (the old testament and new testament)

Key Vocabulary



story



special



Bible



God



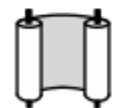
Jesus



old testament



new testament



Torah



Jewish



prayer

Ways to support children at home:

- Please practise and recall number bonds to five.
- Visit local beaches (look at the lighthouse at Burnham)
- Go shell hunting.
- Look at photos of holidays they have been on and find them on a map, also take a look at photos of holidays their parents have been on or grandparents have been on and talk about what is the same/different.
- When visiting the beach talk about the features e.g. sand/dunes/harbour/pier/lighthouse/sea/sand/cliff/pebbles etc.
- Our help sheet for activities to support at home can be found on the Class Story page on Class Dojo and the school website.

Key Texts:

- Billy's Bucket by Kes Gray and Garry Parsons
- Lighthouse keeper's lunch by Ronda and David Armitage
- Non-fiction books about sea creatures and Grace Darling

READING BOOKS- We will continue sending home reading books, captions or words to support your children's learning. We will also send home information and tips on how to support your child with learning to read.. Please continue to sign and keep us updated with how your child is doing at home. Don't forget to keep checking dojo for any help or support that we will continue to post. We will change reading books on a Thursday and Friday.

