



Terrific Tales!
(Chinese New Year)
Spring 1
Value:
Perseverance



"Let your light shine"

Big Questions:

- How can I manage my feelings?
- What does my body do?
- What are traditional tales?
- What makes a traditional tale?
- I wonder what this is made from?
- I wonder how it works?
- I wonder where China is?
- I wonder what food Chinese people eat?
- What is the weather like in China?

Don't forget to practise your harder to read and spell words a printed copy will be placed in their homework folders.

READING BOOKS – We will continue to send home reading books that match your child's reading level. Books will be changed on a Thursday/Friday

We will also send home information and tips on how to support your child with learning to read. If your child has read his/her reading book, please sign and date the reading record. We do aim for the children to be reading four times a week Books should be handed in and placed in the box every Thursday or Friday. .

Ways to support children at home:

- Read stories and discuss new words talk about what they mean. Talk about the story/characters/setting.
- Count, Count, Count!
- Play 'Fishy, Fishy fingers'.
- Ask the children to hunt for certain objects at home but instead of saying the word sound it out e.g. c-a-t. The children then need to work out what you have said and go and get it.
- Learn number bonds for 5 e.g. $1+1=2$ $2+3=5$ $5-3=2$ $4-2=2$
- Go for a hunt for objects that start with a specific sound.
- Practice your letters and sounds which come home in your phonic folder. (More information to follow)
- Find the numbers 1-9 in the environment on your travels.
- Give your child a certain amount of objects, ask them to count them and then ask them what is one more? What is one less?

WOW Words (Subject Specific Vocabulary):

Setting – is where a story takes place.
Character - the people or creatures in a story.

Plot – the breakdown of what happens in a story.

Fairy tale – a story that has been told of many years. **Compare** – to talk about two different things and what they have in common or in difference.
Hero/heroine – a person who is good, brave and often looked up to by others.

Villain – a character who's evil actions are important to the plot.





What are traditional Stories?

English




"Let your light shine"

What will I learn?

- To use pictures to talk about a range of traditional tales
- To talk about characters, setting and plot
- To learn different sounds that letters make and learn how to form these. (phonics)
- To learn Spring 1 HRS words
- To orally blend and segment words when reading and writing
- To be able to start to write simple captions
- To be able to say a simple sentence for writing
- To be able to start to blend sounds together
- To be able to segment and blend CVC words
- To know and retell some traditional stories
- To know some of the key elements of a traditional story
- To know that a traditional tale is a story that has been told over many years, otherwise known as a fairy tale.

Key Vocabulary



phonics



label



sentence



say



a word



write



hear



blend



segment



fairy tale



plot



setting



fiction



story



character




























Maths

What will I learn?

- To be able to count to eight using different mathematical resources
- To be able to match numeral and quantity to eight
- To be able to subitise to 5
- To be able to start to show how numbers are made up eg. 1 and 3 is 4 and know there is more that one way of doing this
- To count to 20 by rote
- To use 5 frames and 10 frames
- To know and recall number bonds to 5 including some subtraction facts eg 4 and 1 makes 5 or 5 take away 1 equals 4
- To find one more and one less
- To compare manipulatives
- To explore and compare mass and capacity
- To begin to name and recognise 2D and 3D shapes

Key Vocabulary



 1 count	1 one	2 two	3 three	4 four	5 five	6 six
7 seven	8 eight	 quantity	 match	\Rightarrow represent	 subitise	
 compare	 more	 less	 fewer	 capacity	 full	
 empty	 measure	 weight	 heavy	 light	 shape	
 square	 rectangle	 circle	 triangle	 cube	 cuboid	
 sphere	 cone	 pyramid				



Understanding the World

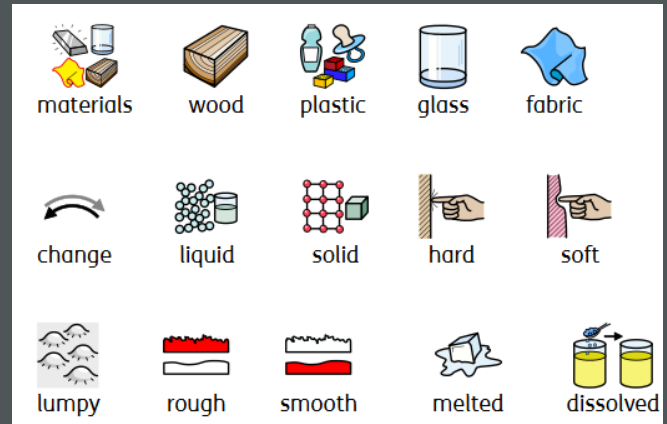
What will I learn?

- To use the language of time
- To know that other countries celebrate festivals at different times
- To know some customs and traditions of these celebrations
- To explore changes of state e.g. solid to liquid
- To talk about different materials and name some e.g. plastic, wood etc.
- To talk about similarities and differences between Bridgwater and Hong Kong also the UK and China



"Let your light shine"

Key Vocabulary



Expressive Arts and Design



"Let your light shine"

What will I learn?

- To use a range of media to represent objects
- To use a range of materials to construct for a purpose
- To join a range of objects together
- To combine a range of media together
- To use a range of equipment

Key Vocabulary



paint



draw



collage



cut



stick



join



make



create



combine



represent



idea



problem



construct



RE

Special Places



"Let your light shine"

What will I learn?

To talk about a special place

To use imagination

To know what special means

To recognise some religious symbols or words.

To know that the Christian Holy book is called the Bible

To know about some religious festivals

To know some symbols used in the ritual of a baptism.

To listen to religious, spiritual and moral stories and other forms of religious expression

To understand how special the Torah is for Jews: The Torah is read every week in the synagogue.

To talk about the festival of Chinese New Year

Key Vocabulary



Christian



church



font



organ



baptism



alter



pulpit



pews



lectern



cross



stained glass window



Bible



Jewish



Torah



PSED

Self-regulation: Listening and following instructions

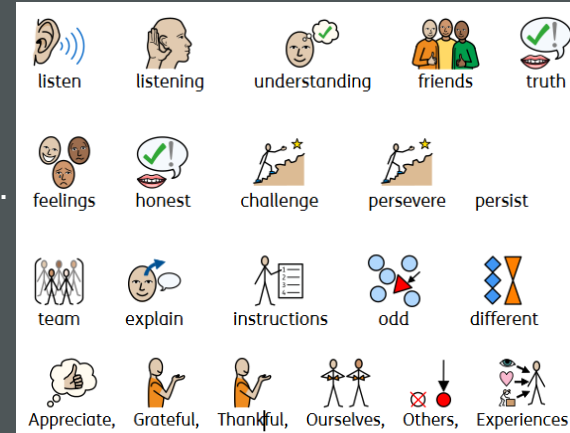
What will I learn?

- To understand why it is important to listen carefully.
- To understand why it is important to tell the truth and think about the feelings of others.
- To follow instructions involving several ideas or actions.
- To persevere when things are difficult.
- To give simple instructions.
- To listen and respond to phrases and instructions that involve several ideas or actions.
- To learn about being grateful for other people.
- To understand how being grateful makes you feel.
- To be grateful for activities and times we feel happy about.



"Let your light shine"

Key Vocabulary





Music

Musical Stories



"Let your light shine"

What will I learn?

- To listen to lyrics and melody
- To move to music with instruction, changing movements to match the tempo, pitch or dynamic of the piece
- To talk about how a piece of music makes you feel
- To understand that music and instruments can be used to convey moods or represent characters.
- To sing and perform a group song
- To experiment with the sounds of different instruments
- To create a musical story based upon a familiar routine
- To use instruments to represent moods or actions

Key Vocabulary



sing



tempo



dynamics



pitch



play



perform



listen



duration

|



P.E.

What will I learn?

- To develop movement using age appropriate equipment eg, bikes, scooters etc.
- To work with others to manage large items
- To use lots of different ways to move appropriately
- To climb over, under and through obstacles
- To negotiate space safely
- To combine movements
- To try new challenges and perform in front of others
- To develop balance, strength and coordination



"Let your light shine"

Key Vocabulary

