

# English

Class Read : Twitch by M.G. Leonard



What will I learn?


- To write contrasting character descriptions of the main characters in twitch.
- To use parentheses to include additional information in a sentence.
- To write contrasting setting descriptions of a wood using figurative language:  
personification
- To write a narrative set in a wood.
- To write a non-chronological report.

Key words I will use:

- Figurative language, Personification, simile
- Conjunctions, main clause, subordinate clause
- Paragraph
- Parenthesis, bracket, commas, dashes.
- Title, subheading, technical vocabulary.

# Maths

## Place Value,



### What will I learn?

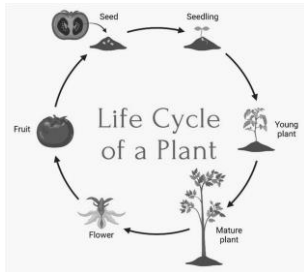
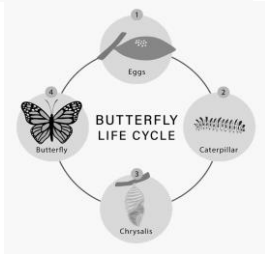
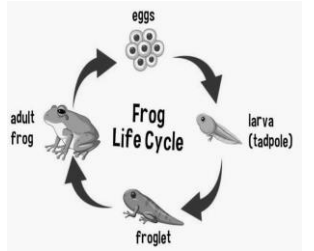
- How to read and write roman numerals to 1000.
- The place value of 5 and 6 digit numbers.
- Partition numbers to 100,000
- Powers of 10
- Use place value to find numbers  
10/100/1,000/10,000/100,000 more or less than a  
given number.
- Number lines
- Compare and order numbers
- Round to the nearest 10,100 or 1000

### Key words I will use:

- D (100) M ( 1000)
- Digit, ten-thousands,  
hundred-thousands
- Partition
- Powers of 10
- Place value and gattegno  
charts
- Number line, midpoint,  
multiples, intervals
- Rounding

# Science

## Animals and Their Habitats



### What will I learn?

- How are animals grouped into species?
- What is the life cycle of a mammal?
- What is the life cycle of a bird?
- What is the life cycle of an insect?
- What is the life cycle of a fish?
- What is the life cycle of a flowering plant?
- How do plants reproduce?
- What impact has the work of naturalists and animal behaviourists had on the world of science?

### Key words I will use:

- Asexual reproduction,
- Behaviourist,
- Bulb,
- Cutting,
- Life cycle,
- Metamorphosis,
- Naturalist,
- Reproduction,
- Runner, Tuber, stamen, carpel,
- pollination, anther, ovule, sepal,

# Geography

Enquiry question : What would I see if I went to South America?



## What will I learn?

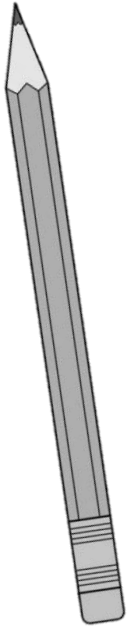
- The location of South America
- Use map references to find locations within South America.
- The names of the countries and capital cities of South America
- The climate zones and biomes of South America.
- The key physical features of South America?
- The key human features of South America?
- I will plan a trip across the continent to visit some key locations.

## Key words I will use:

- Continent, latitude, longitude, Prime meridian, Tropic of Cancer, Tropic of Capricorn, Equator
- Names of countries and capital cities
- Biome, climate
- Human features, physical features
- Tourist, tourism,

# Art

## Drawing:



### What will I learn?

- Use various types of lines to emphasise emotion or draw attention.
- Describe how artists have shown emotion.
- Use colour and line to convey emotion or movement in their sketch.
- Design a print, considering the composition carefully.
- Use a combination of marks to create tone and depth.
- Describe how artists use tone to show depth in their artwork.
- Create an effective printing plate.
- Reflect and improve their sketchbook experiments and final work.

### Key words I will use:

- Background
- Composition
- Depth
- focal point
- Foreground
- main subject
- middle ground
- printing plate
- Printmaking
- proportion

# Music

## Composition Notation



### What will I learn?

- Sing in time and in tune with other people and the backing track.
- Remember the lyrics to a song.
- Identify the structure of a piece of music and match this to non-standard notation.
- Improvise their own piece of music.
- Play a melody with reasonable accuracy.
- Perform with confidence and in time with others.
- Compose and play a melody using stave notation.
- Contribute meaningfully to the group performance and composition.
- Use notation to show the structure of their piece.

### Key words I will use:

- backing track, tune
- composition, ensemble, lyrics
- crotchet, dotted minim, minim, quaver, semibreve
- minor key, major key
- Notation
- parts, structure, unison, vocal warm-ups,
- pitch, pitch notation, rhythm, tempo,
- staff notation, stave,
- tuned percussion

# Personal Social Health Education

## My Happy Mind: Meet My Brain



### What will I learn?

- What is the difference between my brain and my mind?
- What are the parts of the brain and why they work the way they do.
- What triggers my Amygdala?
- How do Neurons form Neural Pathways?
- How can I look after my brain?
- What happens in our brain when we are feeling stressed?

### Key words I will use:

- Brain, Cells, Hippocampus, Amygdala, PrefrontalCortex,
- Mind, Focus,
- Neuroplasticity, Neuron, Neural Pathway,
- Happy Breathing, 'Fight, Flight, Freeze', Oxygen,
- Real Danger, Perceived Danger,
- Trigger, Cortisol

# Religious Education

Christianity God: What does it mean that God is loving and holy?



What will I learn?

- How would you describe God?
- How do Christians describe God?
- What does the bible say God is like?
- What do church buildings tell about us God?
- What does God dislike?
- What does it mean that God is loving and holy?

Key words I will use:

- Holy
- Forgiving
- Loving
- Eternal
- Spiritual
- Omnipotent
- Omnipresent
- Omniscient
- Parts of a church

# Computing

## Computing systems and networks - Systems and searching



What will I learn?

- What is a computer system?
- How are systems used in shopping
- How do we use Computer systems?
- How web searches work?
- How are search results ranked?
- How are search results influenced?

Key words I will use:

- System, network
- Device,
- Input, output, process,
- Search engine
- Web crawlers
- Web page

# French

## Core Vocabulary



What will I learn?

- Recap the names of Colours
- Recap numbers to 10
- The Days of the week
- The months of the year

Key words I will use:

- Les Couleurs: rouge, jaune, bleu, vert, orange, rose, gris, marron, violet, blanc, noir,
- Les Nombres: un, deux, trois, quatre, cinq, six, sept, huit, neuf, dix
- Les Jours de la Semaine: Lundi, Mardi, Mercredi, Jeudi, Vendredi, Samedi, Dimanche
- Les Mois: Janvier, Février, Mars, Avril, Mai, Juin, Juillet, Août, Septembre, Octobre, Novembre, Décembre